



SMART



ENERGY
SAVING




SAFE

Automatic
barriers
for free passages
up to **6 m**

Dítec **SPID**

Ditec SPID

Ditec SPID is the new range of high-performance automatic barriers, available in two versions for clear passages of up to **4 m or 6 m**. Sturdy and designed to last, it is tested for **over 2.5 million cycles** and ensures **rapid opening: up to just 2 seconds at 80°**, with a precise and controlled final slowdown, designed to guarantee smoothness and extend the life of the mechanics.

It offers very low standby consumption, in compliance with European regulation 2023/826/EU. **The strong cabinet, made of galvanized and painted steel**, and the quality of components ensure performances of up to 320 cycles/hour. Ditec SPID advanced multi-function control unit integrates the dual-frequency radio receiver with Bluetooth®  for smart connectivity.

Ditec SPID is a versatile barrier thanks to the **two available arms (low-profile or elliptical profile)**, the different balancing **tension springs** and the complete range of accessories including photocells, LEDs, hedges, and articulation for parkings with low ceilings.

Prepared for **mounting internal photocells** using 2 brackets included

The **electronic board is protected by transparent plastic**, making it easy to read the display and access the configuration buttons

Tension spring for effortless assembly and reliable operation

Dedicated lock for the installer to the barrier inspection door

Dedicated internal release handle for professionals

Double safety micro-switch



Two-digit display and navigation pushbuttons for easy configuration of settings and diagnostics

Pre-assembled DIN rail with spring-clamp terminals for quick wiring. A knife-disconnect terminal allows immediate disconnection when needed

Switching power supply protected by plastic casing



Transmitter

FULL COMPLIANCE WITH EU DIRECTIVES AND STANDARDS

- **2006/42/CE** - Machines Directive - regarding the following essential health and safety requirements 1.1.2, 1.1.3, 1.2.1, 1.2.2, 1.2.3, 1.2.4.2, 1.2.6, 1.3.9, 1.4.3, 1.7.2, 1.7.3, 1.7.4, 1.7.4.1, 1.7.4.2
- **2014/30/EU** - **EMCD** - Electromagnetic Compatibility Directive
- **2014/53/EU** - **RED** - Radio Equipment Directive
- **2011/65/EU** - Restriction of Hazardous Substances (RoHS 2)
- **2015/863/EU** - Restriction of Hazardous Substances (modification to RoHS 2)
- **Harmonised EU Standards:** EN IEC 55014-1; EN IEC 55014-2; EN IEC 61000-6-1; EN IEC 61000-6-3; ETSI EN 301 489-1; ETSI EN 301 489-3; ETSI EN 301 489-17; ETSI EN 300 220-1; ETSI EN 300 220-2; ETSI EN 300 328; EN IEC 60335-1; EN 60529; EN 60335-2-103; EN 13241



Ditec SPID

Built for professionals.
Designed for everyone.

FOR INSTALLERS - DESIGNED TO WORK BETTER


Fast access to all components

- The control unit, protected by a plastic cover, can be temporarily removed, making wiring, configuration and diagnostics quicker and more accessible
- Thanks to the dedicated lock, the service door opens easily, giving direct and immediate access to electronic and mechanical components



Fast and flexible installation

- A single SPID model fits both right- or left-hand installations by positioning the balancer and relocating the control unit
- An internal mechanical release lever supports quick operations even during emergencies
- Rapid self-learning procedure, which automatically records all stopping positions in two operations, self-adjusting to the most varied installation contexts
- The temperature sensor fine-tunes the gear motor performance in case of cold, ice and snow (NIO - No Ice Option function) and protects the motor in the event of overheating



High-performance duty cycle

- SPID40B reaches up to **320 cycles/hour**, while SPID60B achieves up to **240 cycles/hour** (T=25°C), ensuring reliability even in intense traffic conditions. These performance levels are comparable to premium barriers used in industrial and commercial sites
- Its high mechanical endurance – **over 2.5 million cycles** – means day-to-day use remains reliable over years of operation, even in high-traffic areas

Reliable radio control & AES-128 Protection

- Bi-frequency radio receiver with built-in Bluetooth® chipset
- Ready to operate with the AES-128 radio transmission encryption protocol, making the use of cloned transmitters impossible. Ditec SPID is capable of decrypting remote controls programmed with a custom installation code (Ditec PROTECTED Mode)

Professional DIN rail wiring

- The integrated DIN rail **guarantees a structured, modular and industrial-grade wiring layout**. It supports multi-vendor terminals, DIN timers, service sockets and add-on modules, keeping wiring clean, traceable and easier to expand



Fast, secure and screwless connections

- Spring-clamp terminals significantly speed up cabling. No tightening required
- The spring mechanism maintains constant pressure on the conductor, preventing loosening over time
- The knife-disconnect terminal provides a simple way to isolate phase L and work safely during maintenance

Rapid opening for smoother installations

- Ditec SPID opens extremely quickly: as fast as 2 seconds for SPID40B and 3 seconds for SPID60B (80°), with controlled deceleration to protect mechanical components. This reduces waiting times and ensures a fluid movement



FOR END USERS - DESIGNED TO SIMPLIFY DAILY USE

Safe and convenient access

- Ditec SPID mounts a standard Euro-profile 30/10 cylinder to easily unlock the arm in an intuitive way also for occasional users
- The unified keying system can ensure the same coding across barriers and key selectors, avoiding the need for multiple keys. One key in the pocket for all the common services!

Adaptable to different security needs

- The cylinder can be replaced with standard, security-profile or special versions (e.g., triangular key), allowing the installation to match the required security level
- Full range of compatible booms: low-profile arms, elliptical arms up to 6.2 m, RED LED strips, articulated joints and skirt options for higher security or underground environments

Easy management during emergencies

- In case of power failure or unexpected situations, Ditec SPID can be released quickly through the external key handle without accessing internally
- The barrier can be re-engaged easily, without the need to act on the motor block



SPECIFIC ACCESSORIES

▶ Elliptical and low-profile arms

- EPB: elliptical arm complete with red shockproof silicone rubber. Free passage 3 - 4 - 5 - 6 m
- SPB: low-profile arm complete with black shockproof rubber. Free passage 3 - 4 m

▶ Galvanized steel mounting system

- For EPB type arms (elliptical arms) complete with grey cover
- For SPB type arms (low profile arms)

▶ Balancing springs

- Complete with tensioner and self-lubricating bushing

▶ Supports

- Mobile, to be attached to the arm
- Fixed, to be attached to the floor
- Fixed, to be attached to the floor with an electromechanical lock

▶ LED

- Red LED strip integrated into white silicone rubber, available in lengths of 4 m and 6 m

▶ Base plate

- With anchoring brackets for barrier



SMART CONTROL



CONTROL AND MANAGEMENT

of automation with your smartphone

In the age of complete connectivity, automations for gates, garages and barriers have become essential components of modern living. Integrating these automations offers access to an unprecedented level of convenience and security.

Utilizing the Ditec App and the Web app, it's possible to:

- Control and monitor the status of an automatic barrier from anywhere, ensuring safe and smooth access
- Receive real-time notifications to keep track of access and security
- Simplify configuration and maintenance, reduce response time and improve efficiency
- Provide fast and effective remote support, monitor performance and resolve any problems in real time, ensuring superior service quality
- Translate operational efficiency and reduced response times into economic benefits for both installers and end users, creating a win-win ecosystem for both parties



Optional Wi-Fi interface and remote control, available from mid-2026

New Ditec Apps and Cloud



Ditec GATE CONNECT PRO for professionals / installers

- **Startup and configuration**
 - Local or remote configuration and programming
 - Guided start-up (wizard)
 - Retrieval of documentation, videos, training, ...
 - FW update procedure
- **Routine maintenance: standard professional activities**
 - Retrieval of information from the automation
 - Scheduling of intervention agenda based on number of cycles or time
 - Geolocation
 - Overview of events and access
 - Transmitter management
- **Extraordinary maintenance**
 - Early intervention
 - Notifications if something unexpected happens
 - Remote diagnostics
 - Remote support and troubleshooting



Ditec GATE CONNECT for end users

- Local and remote control via app
- Status notification (e.g. gate is opening now,...)
- User management, access control via Bluetooth®
- Creation of scenarios and scheduled events
- Manage installer permissions



ENERGY EFFICIENCY

The new **European Regulation 2023/826/EU** establishes **new eco-compatible design requirements for off mode, stand-by mode, and networked-stand-by energy consumption** of electrical and electronic household and office equipment within the scope of Directive 2009/125/EC.

This regulation repealed the previous Regulation 1275/2008/EC and extended the scope to some specific categories of products, including motor-driven building elements, such as gate and door operators.

The new European regulation came into effect as of May 2025.

ENERGY SAVING < 0,6 W*

Ditec is **continuously committed to promoting energy saving** and carefully evaluating the **environmental impact of its products.**

New **Ditec SPID consumes less in standby than regulatory requirements** with an active display and an active Bluetooth® network device, thanks to:

- Switching power supplies instead of traditional power supplies (e.g. transformer)
- High-efficiency control unit developed using state-of-the-art technology that reduces energy losses
- More precise control of output voltage and ability to better adapt to input voltage fluctuations
- Low heat dissipation leading to longer component life and higher reliability over time

*< 0.6 W networked equipment for SPID40B
< 0.8 W networked equipment for SPID60B



SMART CONTROL

Through **Gate Connect** and **Ditec Cloud**, the automatic barrier becomes an integral part of your lifestyle: local and remote **Smart Control** via Bluetooth® and Wi-Fi; **user management**; **quick, guided configuration** to customize all automation parameters in just a few clicks; **stress-free maintenance and reduced intervention time**.



ENERGY SAVING

Automation aligned with new European standards in terms of **energy saving and standby consumption**: with an active display and an active Bluetooth® (networked equipment) SPID40B < 0.6 W and SPID60B < 0.8 W. High efficiency switching power supply and DC control unit.



MAXIMUM SAFETY

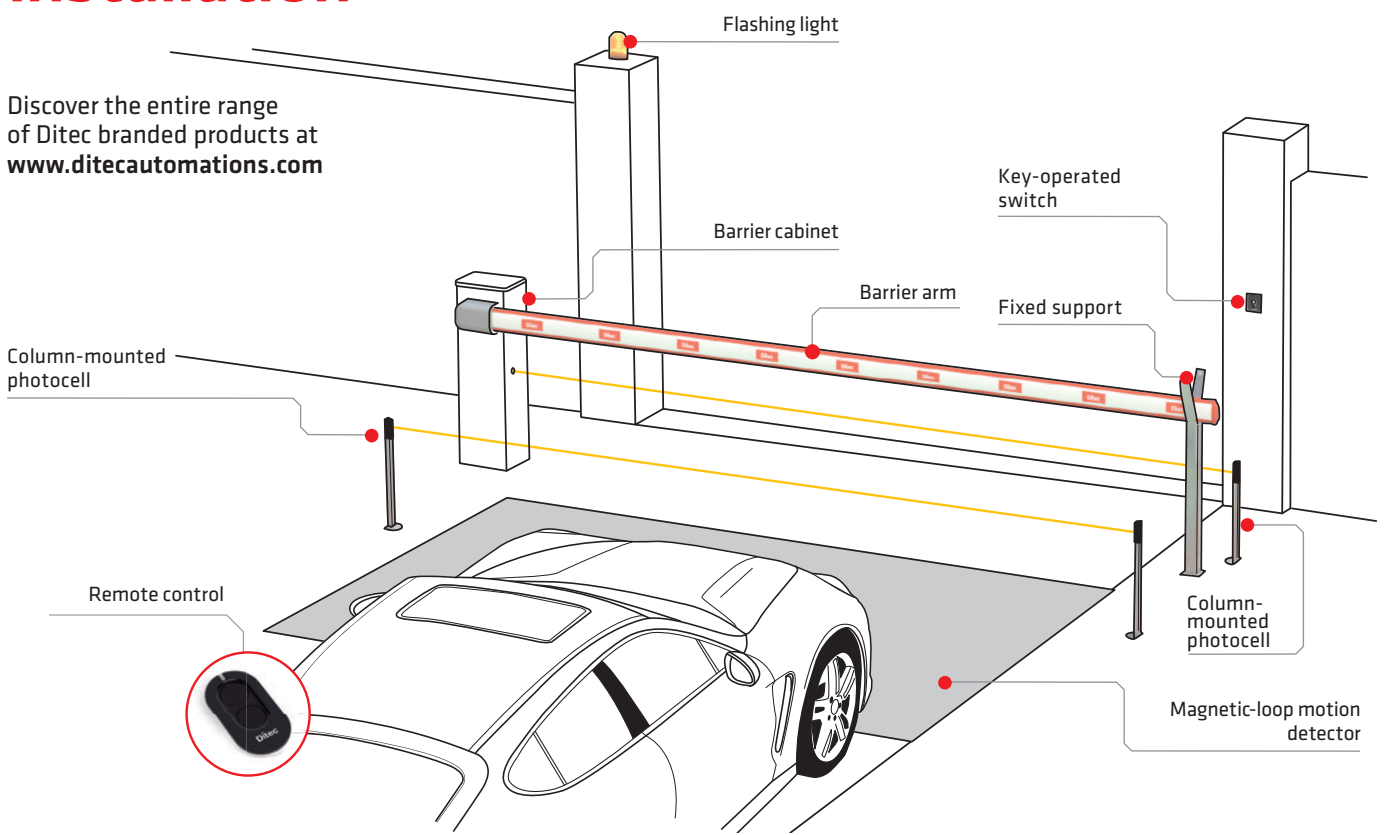
Ditec's VIRTUAL ENCODER technology provides **constant electronic monitoring of impact** forces and immediate obstacle detection; this ensures that the barrier is stopped, or the motion is inverted (if configured).

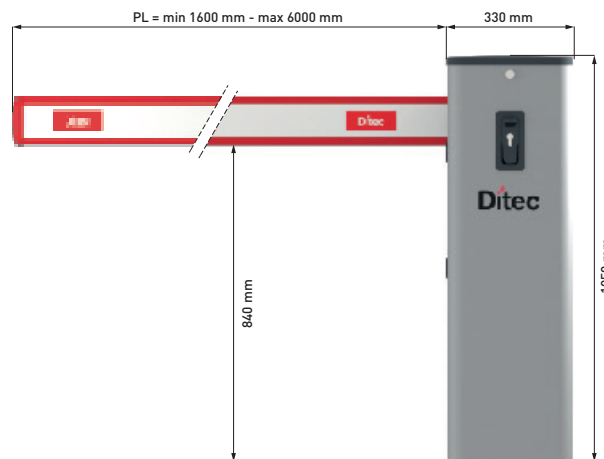

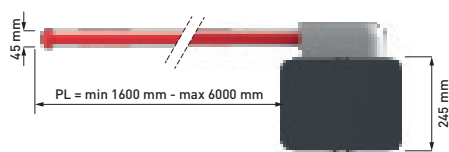
Additionally, in the event of a blackout, SPID's control unit can **activate batteries** (optional) to ensure continued operation of the barrier



Example of installation

Discover the entire range of Ditec branded products at www.ditecautomations.com





TECHNICAL SPECIFICATIONS

DESCRIPTION	SPID40B	SPID60B
Free passage	Up to 4 m	Up to 6 m
Arm length	Low-profile arm up to 4.2 m (SPB range) Elliptical profile arm up to 4.2 m (EPB range)	Low-profile arm up to 4.2 m (SPB range) Elliptical profile arm up to 6.2 m (EPB range)
Stroke control	Virtual encoder	Virtual encoder
Service index	Very intense Tested up to 2,500,000 cycles	Very intense Tested up to 2,500,000 cycles
Intermittent operation	Continuous use	Continuous use
Cycles/hour*	320 cycles/h (T=25°C)	240 cycles/h (T=25°C)
Power absorption	100 Vac - 240 Vac 50-60 Hz	100 Vac - 240 Vac 50-60 Hz
Motor output	24 Vdc - 10 A max	24 Vdc - 10 A max
Opening and closing speed	2.5 s - 6 s/90° (2 s - 5.5 s/80° + 0.5 s deceleration)	3.5 s - 6 s/90° (3 s - 5.5 s/80° + 0.5 s deceleration)
Release system for manual opening	Exterior with key handle / interior with lever	Exterior with key handle / interior with lever
Operating temperature	-20°C/+55°C (-35°C/+55°C with NIO enabled)	-20°C/+55°C (-35°C/+55°C with NIO enabled)
Protection level	IP 54	IP 54

* A cycle is defined as an opening maneuver → pause → closing maneuver → pause (T = 25°C).

SPID40B: indicative cycles considering a 4.2 m arm with predefined opening/closing speed. SPID60B: indicative cycles considering a 6.2 m arm with predefined opening/closing speed.

MAIN FUNCTIONS OF THE SYSTEM

TECHNICAL SPECIFICATIONS

Control panel	LCU55 built-in
Radio module	RCB100E (433.92 default - 868.35 Mhz selectable)
Bluetooth®	Integrated
Accessories power supply	24 Vdc / 0.5 A
Energy saving	< 0.6 W for SPID40B and < 0.8 W for SPID60B with display and Bluetooth® activated
Operating temperature	-20°C ÷ +55°C in standard conditions -35°C ÷ +55°C with NIO enabled

INPUTS

Step-by-step control	■
Opening control	Shared with step-by-step control, selectable from display
Partial opening control	■
Close control	Shared with partial opening control, selectable from display
Stop control	■ or via radio
Hold-to-run control	Shared with stop control, selectable from display
Automatic closing contact management (enables or disables automatic closure via external timer or remote signal)	Shared with partial opening control, selectable from display

OUTPUTS

Number of 24 Vdc outputs	2
- Flashing light	24 Vcc
- Electrically operated lock	■
- Gate-open warning light (ON/OFF)	■
- Gate-open warning light with proportional blink rate	■
- Courtesy light	■
- LED light on the arm	■
C-NO output configurable to 230 Vac	1, up to 2 A
- Flashing light	230 Vca

- Courtesy light	■
- Contact always closed - contact always open	■
- Automation closed, open, moving, opening, closing	■

PROGRAMMABLE FUNCTIONS

Stroke control	Virtual encoder display and navigation buttons
Configuration of programmable functions	Via App
Speed	■ adjustable
Automatic re-closing time	■ adjustable
Pre-flashing time in opening and closing	■ adjustable
Opening and closing thrust on obstacle	■ adjustable
Automatic lock reset after release of the safety device	■ adjustable
Integrated datalogging (counter and recent alarm history)	■
Monitoring the level of automation efficiency	■
FW Update	■ via SW FlashIT and USBPROG or via App

SAFETY AND PROTECTION FUNCTIONS

Emergency stop	■
Safe closing (inversion)	■
Automatic force adjustment during movement	■
D-ODS Dynamic Obstacle Detection system (automatic adjustment of the thresholds to reduce the possibility of false obstacle detection)	■

OPTIONAL ACCESSORIES

Batteries	■ available soon
Magnetic loop detector	■
Electromagnetic lock integrated on fixed rod support	■



Ditec S.p.A.

Largo U. Boccioni, 1
21040 Origgio (VA) • Italy

Part of ASSA ABLDY

Tel +39 02 963911
info@ditecautomations.com
www.ditecautomations.com

Technical data subject to change without notice

COD. N253B - 02/2026
Ditec SPID